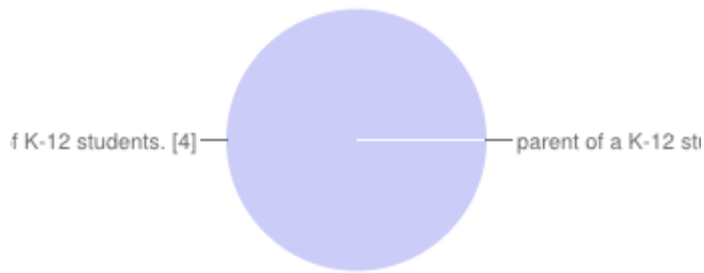


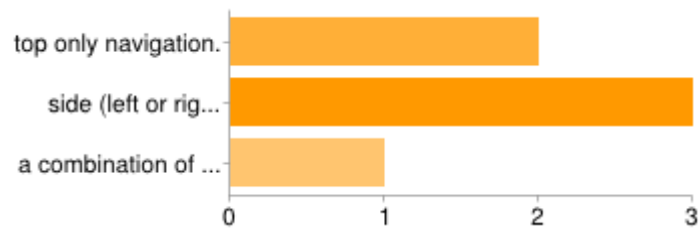
Summary Teacher Part 3 Survey

I am a



parent of a K-12 student.	0	0%
teacher of K-12 students.	4	100%

Based on today's experience, I prefer



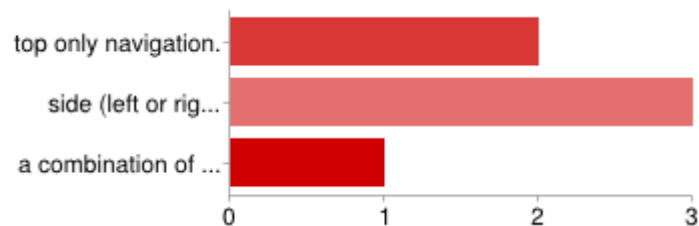
top only navigation.	2	50%
side (left or right hand) only navigation.	3	75%
a combination of top and side navigation.	1	25%

People may select more than one checkbox, so percentages may add up to more than 100%.

Explain your answers above. Please be as specific as possible.

Having a combination of top and side navigation provides too many choices and becomes confusing and time consuming. See layout #2. I don't think it matters where it is on the page. Being able to easily see it is the important factor. The eye should be drawn to it. Bolded, underlined, etc... You need one or the other. Both would be confusing and overwhelming. The navigation is more functional when all the options are located in one specific area.

Based on today's experience, I feel like my student(s) would best be able to navigate



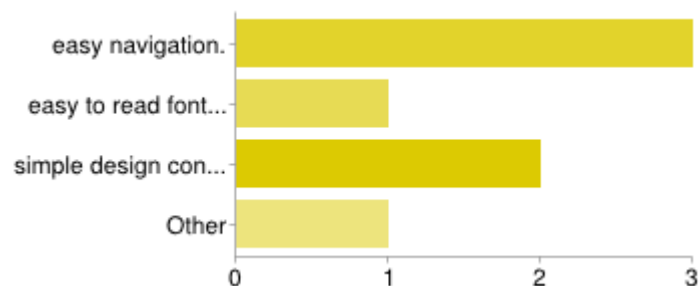
top only navigation.	2	50%
side (left or right hand) only navigation.	3	75%
a combination of top and side navigation.	1	25%

People may select more than one checkbox, so percentages may add up to more than 100%.

Explain your answers above. Please be as specific as possible.

Eyes naturally progress from left to right looking for items to click. With side navigation you have the ability to have more choices while insuring that the flow of the website is consistent. Same as above. For the same reasons as above. Students need one central area they can refer to for information or answer to their questions.

Based on today's experience, I feel like the most important aspect of functionality is



easy navigation.	3	75%
easy to read font and font size.	1	25%
simple design concept.	2	50%
Other	1	25%

People may select more than one checkbox, so percentages may add up to more than 100%.

Explain your answers above. Please be as specific as possible.

It is important for the website to be both pleasing to the eye as well as easy to navigate. If having to choose one over the other, easy navigation is the top choice. However, to maintain interest (and therefore traffic) of students, the website should be pleasing to the eye as well. Draw students in with the eye but don't make it so difficult for them to navigate that they lose interest. It will be easy to navigate IF it is not too busy and the font size and color is easy to read. Bolded and underlined is the key. Draw the eye to the important tabs and navigation won't be an issue. I ...

Based on today's experience, please explain your final thoughts and perceptions of the classroom websites shown to you today. Please be as specific as possible.

I liked the websites that were both pleasing to the eye and easy to navigate. See layout using Math 8A as an example. It is a simplistic design overall, yet has features that allows for students to readily know what is expected of them. I have learned that a simple website is the key. Parents and kids need quick answers to what is due. They get home and want accountability. They want the worksheet due tomorrow that was left at school. The simpler and less time-consuming the format, the more likely teachers, parents, and students are to use the blog. In my experience, stakeholders are...